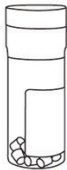

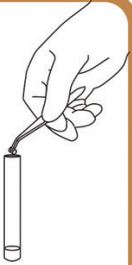


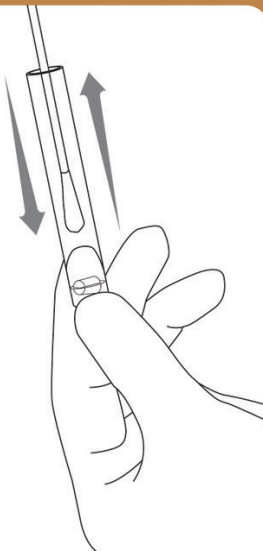
LYFO DISK®

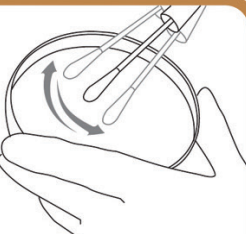
ILLUSTRATED INSTRUCTIONS


- 


Remove the unopened LYFO DISK® vial from 2°C to 8°C storage and allow the unopened vial to equilibrate to room temperature.
- 

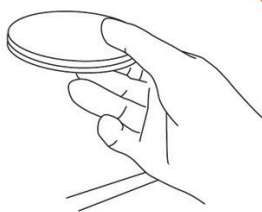
Aseptically remove one (1) pellet with sterile forceps from the vial. **Do not remove desiccant.**
- 

Place the pellet in 0.5 mL of sterile fluid (water, saline, TSB, or BHIB). **IMMEDIATELY** stopper and recap vial and return the resealed vial to 2° to 8° storage.
- 

Crush the pellet with a sterile swab until the suspension is homogenous. **IMMEDIATELY** heavily saturate the same swab with the hydrated material and transfer to agar medium.
- 

Inoculate the primary culture plate(s) by gently rolling the swab over one-third of the plate.
- 

Using a sterile loop, streak to facilitate colony isolation.
- 

Using proper biohazard disposal, discard the remaining hydrated material.
- 

IMMEDIATELY incubate the inoculated media at temperature and conditions appropriate to the microorganism.



A safer, healthier world.